





Preparing for ULDD Phase 2



2014			
	March/ April	May/June	July/August
Activities	<ul style="list-style-type: none"> ➤ Begin collecting Phase 2 data points ➤ Use the Customer Test Environment ➤ Prepare for Transition <p>  3/1/14 Collect ULDD Phase 2 Data Points  4/9/14 CTE Available </p>	<ul style="list-style-type: none"> ➤ Transition to ULDD Phase 2 When You Are Ready <p>  5/19/14 Selling System Updated with New Fields/Layout -- Transition Period Begins </p>	<ul style="list-style-type: none"> ➤ Transition to Phase 2 ULDD When You Are Ready ➤ Deliver loans to Freddie Mac according to the Phase 2 ULDD requirements <p>  8/25/14 Full Phase 2 ULDD Regs in Effect </p>
Preparation Steps	<ul style="list-style-type: none"> <input type="checkbox"/> Lenders must begin collecting the data points required for ULDD Phase 2 for all loans with Application Received Dates on or after March 1, 2014, and delivered on or after August 25, 2014. <input type="checkbox"/> Tutorial: Get Ready for ULDD Phase 2 on the Learning Center at Freddiemac.com.(4/14/14) <input type="checkbox"/> If you are working with a vendor, be sure to allow sufficient time to obtain and implement software updates before you use the CTE. <input type="checkbox"/> Leverage the CTE beginning 4/9/14 <ul style="list-style-type: none"> – Test loan delivery processes, including import, manual entry, modification, clearing purchase edits, note certification, and export. – Full ULDD purchase and Guide edits available. <input type="checkbox"/> If you manually enter loan data, be aware that you will experience the updated selling system screens and layout beginning May 19, 2014. 	<p style="text-align: center;">Transition Period (5/19/14-8/24/14)</p> <ul style="list-style-type: none"> <input type="checkbox"/> Beginning 5/19/14, manual entry customers will experience changes immediately. <ul style="list-style-type: none"> – A new data field will be added, and certain Phase 1 optionals will be activated. – Greyed out/optional data fields disappear for optional data points not activated for Phase 2. – Screen layout will change. – Standard exports will be updated with new fields. <input type="checkbox"/> Transition to the ULDD Phase 2 when your systems, processes and people are ready. <input type="checkbox"/> If you deliver <i>any</i> Phase 2 data points, you must deliver <i>all</i> applicable Phase 2 data points on a loan; you will receive Phase 2 edits on the loan. 	<ul style="list-style-type: none"> <input type="checkbox"/> Transition to ULDD Phase 2 when your systems, processes and people are ready. <input type="checkbox"/> Manually enter or import data into the selling system. <input type="checkbox"/> If you deliver <i>any</i> Phase 2 data points, you must deliver <i>all</i> applicable Phase 2 data points on a loan; you will receive Phase 2 edits on the loan. <input type="checkbox"/> Loans delivered to Freddie Mac with Application Received Dates on or after March 1, 2014, and delivered on or after August 25, 2014, must meet the full ULDD Phase 2 data requirements

For additional resources and information, visit the [Uniform Loan Delivery Dataset](#) section of [Freddiemac.com](#). For training opportunities, please visit the UMDP training section on Freddie Mac's [Learning Center](#).